

## Square Long Door Pulls



DESCRIPTION

PRODUCT  
CODE

CASE

<b>48" Square Long Door Pull, Single-Sided</b>	PL-1SQ48	4
<b>48" Square Long Door Pull, Double-Sided</b>	PL-2SQ48	4
<b>72" Square Long Door Pull, Single-Sided</b>	PL-1SQ72	4
<b>72" Square Long Door Pull, Double-Sided</b>	PL-2SQ72	4

### Finishes

26 Polished Chrome  
32D Satin Stainless  
FBL Flat Black

### Mounting

Single sided applications—  
concealed surface mounted  
or thru-bolt mounted with  
decorative caps

### Door Thickness

½" - 2 ¼"

### Hole Spacing

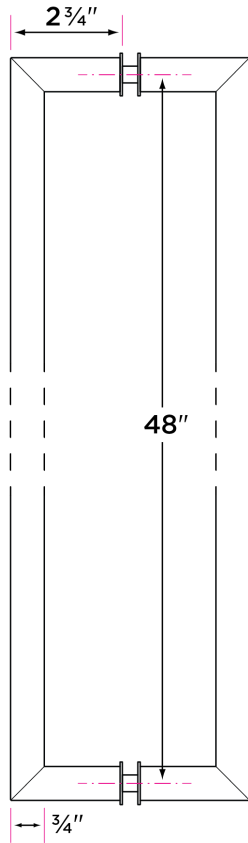
48" center to center hole  
spacing for 48" pull  
  
72" center to center hole  
spacing for 72" pull

### Material

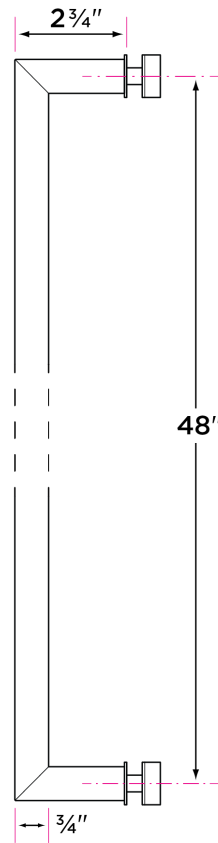
304 Stainless steel  
1.9mm thick

# Door Pulls

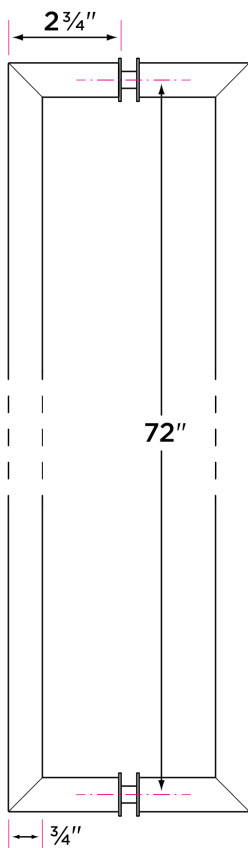
PL-2SQ48



PL-1SQ48



PL-2SQ72



PL-1SQ72

